

sound  vitality



EQUITONIC THERAPY USERS GUIDE

Strategies, Protocols & User Reports

Accelerated Recovery Through Sound Science

Table of Contents

Foreword.....	2
Equitonic Success with Shelley Stoneking.....	3
Quick Start Guide.....	7
Treatment Charts.....	8
Arthritis - Fore Limbs.....	9
Arthritis - Hind Limbs.....	10
Back Soreness.....	11
Breathing Problems.....	12
Bronchitis.....	13
Colds and Nasal Discharge.....	14
Colic.....	15
Coughs.....	16
Heaves.....	17
EPM.....	18
Full Body - General Toning.....	19
Hyper-Excitability and Stress Reduction.....	20
Immune System.....	21
Increased Stamina and Energy.....	22
Infertility.....	23
Navicular (Leg Circulation).....	24
Performance Enhancement.....	25
Sore Shoulders.....	26
Stifles and Hocks.....	27
Stocking Up.....	28
Tendons and Ligaments.....	29
Tying Up.....	30
Ulcers.....	31
Urinary and Bladder.....	32
User Reports.....	33-37
Thermal Imaging.....	38-40
Equine Energy Therapies - Infrasound Treatment Case Study.....	41-44

Foreword

Congratulations on the purchase of your new Equitonic machine. You are now the owner of the most technologically advanced Infrasound Therapy™ device for horses in the world.

This newly revised and updated manual is designed to give you a sound basic knowledge of how to use the Equitonic 9 in the treatment of a variety of common equine ailments. One of the wonderful attributes of this machine is that it is very user friendly and 100% safe. The low frequency sound massage waves emitted from the device radiate out, much like the ripples created by throwing a stone into a pond. This insures that you need NOT be absolutely on target to deliver the healing energy to the appropriate location. Secondly, you never have to worry about injuring or damaging the animal in any way, while using this machine. The signal does not produce heat like ultrasound therapy, nor is there any pain associated with the delivery of the signal, as is present in shock wave therapy.

As you discover for yourself the value of this machine in the ongoing health care of your animal, I am sure that you will want to explore and learn more about what it can do for them. We recommend that you check out reviews and testimonials on our web page. They can be very educational and sometimes even entertaining.

Another feature included in this new manual, are the “hands on” experiences of a very successful horsewoman, Shelly Stoneking, of Milone Racing Stable in Ocala, Florida. She is a big fan of the Equitonic machine. In these pages, you will learn a number of different applications from her for using the Equitonic machine. You may find these ideas useful now, or at some point in the future with your own horse.

Finally, Sound Vitality will be glad to assist you with your specific equine problems. If we don't have an answer to your question, or a protocol for a specific issue, we will try to find it for you. Whether it is for racehorses, hunters/jumpers, cutting horses, show horses, recreational horses, or the family pet; Sound Vitality will do everything we can to provide you with helpful information.

A handwritten signature in black ink that reads "Karen Meece". The signature is written in a cursive, flowing style.

Karen Meece, Director

Equitonic Success with Shelly Stoneking

I am writing to tell you of my experiences with horses and humans since purchasing the Equitonic (which I call the CHI Machine) in September of 2000. We were first introduced to the CHI Machine by our Chiropractor. He wanted us to choose a horse with a specific problem. He wasn't going to charge us just so he could try and prove something. Skeptical, we decided to let him practice on a horse that was a known bad bleeder; this particular horse had been to other trainers before, and they were unable to keep him from bleeding. He treated the horse for six days, with thirty minute treatments. We ran the horse shortly after that and he did not bleed, but we did, in his case, use conventional veterinary medicine as well to help keep him from bleeding. His form improved dramatically, and he was still running at the end of the race. He was also a very nervous horse and the CHI machine calmed him. We felt that the treatments had been an asset to him. We decided to purchase our own unit.

During that time, the track we were running at had been particularly hard on horse stifles, backs and hocks, and we were hearing the same type of complaints from many other horsemen. We had a stable of sixteen horses, so I decided to choose just three or four horses to treat at a time. I would give them thirty to forty minute treatments for six days in a row. Following the equine acupressure manual, I concentrated on the points and meridians for the hind end of the horses. The horses responded immediately. After the first five minutes, most horses would be asleep. Then they would start to stretch, getting down in the front and stretching way out like a cat; they would take their hind legs one at a time, arch their back and stretch way out. It was amazing to watch their reactions.

Not only did I see the reactions, I felt them; I gallop the horses. One horse would give you the feeling that he was galloping downhill, he had trouble breaking over and would have a tendency to stumble, and we had already injected his stifles and hocks the month prior. After only 3 treatments, he went onto the track like a different horse, bouncing back up out of the racetrack. I could not believe the change and the energy I was feeling from this horse. The horse always tried hard, but the Equitonic improved him so much that he won an allowance race at Churchill Downs during November.

A filly that we had was just not quite right, I could feel it on the track, it was something in the hind end. We had the veterinarian give her a lameness exam, but he couldn't come up with anything definite. We gave her four Equitonic treatments, and entered her in a race. She had won earlier in the year, but lately, she had come up short in her races, and would stop coming down the lane; and the rider would have to carry her the last eighth of a mile. Not this day! She stayed at fourth place for most of the way, and finished with a sudden burst; winning by four lengths. We had not seen that kind of performance from her before. The only thing we did different was to use the Equitonic.

Another test subject we ran twice in 8 days. We generally would not run horses so close, but he came out of the first race so well, he was telling us to enter him again. He had just finished second; eight days later he ran second again. Only later did we find out that the horse that beat us on that day, had been getting Equitonic treatments from our chiropractor friend. He was racing again in six days, and he had been bleeding before; unbelievable. Our veterinarian at the time laughed at us for using such "voodoo"; he wasn't convinced. After one month, when our vet bills that had been averaging \$7,000 were cut down to less than half, he stopped laughing; in fact he wanted me to use the Equitonic on some of his problem patients.

At the next track we moved to, we met some people from England. They had brought a good mare to the states to run in some stakes races. This mare had already placed second in a stake in Pennsylvania. They were pointing her to a graded stakes at Keeneland. They felt that she wasn't quite right, and were considering going home; even though it was a long way back to their home, and all that they had came here would have been lost. They had completed a veterinarian exam, but they weren't really sure of anything. If only these horses could talk! We started talking about the Equitonic with the Englishman, and he got very excited, as he was familiar with the practice of Qi-Gong; his wife is Chinese. I agreed to treat his horse to see how she would respond, as the next race was ten days later, and they would not enter her if she was not right. I gave her six treatments, and she was entered in the graded stakes event at Keeneland; where she ran second only to be caught at the wire. The jockey that had ridden her in several previous races, could not believe the speed that she showed from the gate that day. He wondered what they did; she was a different horse, even though she had run competitively before. The only difference was the Equitonic.

We had a horse that a groom had bandaged bowed; I used the Equitonic immediately along with leg paint. The swelling went right down, and there was no reoccurring sign of a bow. Another horse that we had, a farrier got carried away with it. Another horse that we had, a farrier got carried away with it. His feet were on fire the next day, and he could not walk; 3 treatments and he was fine. I'm sure the Equitonic kept him from foundering. We had another horse that was five years old, lightly raced because he had been plagued by foot problems his entire life. We had raced him a couple of times only to have his hoof break apart, and we could not keep a shoe on him. The farrier started cutting on the foot, and ended up taking more than half of it away; cutting it almost to the coronet band. The hoof was rotting away, and he needed new growth to replace it. I thought that he would never be able to walk again, or grow that foot out, as it was a bad situation. I started using the Equitonic immediately; with treatments every day for twenty to thirty minutes. Within 2 weeks, we were able to get a patch and a shoe on the hoof. In seven months time, the horse grew an entire new hoof. After the first two weeks of intensive Equitonic treatments, I would give the horse one long treatment for several hours maybe every two or three weeks.

I have found that it is not necessary to continually treat the animal. When I start to treat a new animal, I usually start with daily treatments for a couple of weeks. I then reduce the treatment rate to two or three times in the following month. If we are pointing for a race, I will start to treat them daily five or six days beforehand. It seems to get the kinks out, and it gives them more energy.

In March of 2001, we acquired a mare from another trainer. We were only supposed to keep her for a short time and see what happened. The owner wanted to sell her. She had been running fifths and sixths, midpack, and had been beaten by ten to twelve lengths every time in allowance or high claimers. It's hard to sell a horse like that. The first time I galloped her, I knew that we had our work cut out for us. She was not traveling that well, and didn't show much interest. She was really quiet, and would sulk in her stall. She also did not care that much about eating. She was no problem to walk around the shed, but she walked around quietly like an old dog; not a racehorse. I started using the Equitonic on her. We did not use any conventional veterinary medicine; no injections to the joints or such. For two weeks I worked on her with the Equitonic for thirty or forty minutes per day. We created a monster! She felt so good. She couldn't get enough food. She stopped sulking in her stall. She was always looking out for something to eat, and always talking to you.

She bounced around the racetrack sound and the shedrow, kicking and squealing at everything. Within a month, we ran her in a \$40,000 claimer. She stalked the pace until the 3/8 pole, and then she just exploded; winning by five lengths. The owner wanted to run her again in another \$40,000 claimer; we did, and she was claimed. She has not won another race, most recently finishing tenth for a \$17,500 claiming price. I wish I could have her back, and give her the Equitonic treatment again.

I have used the Equitonic in emergency situations such as colic, while waiting for a veterinarian to arrive. It calms the animal, and helps to ease pain.

We have used the Equitonic on ourselves as well. Headaches, bruising, and arthritis, are just a few of the things that we have experienced relief from. With a stiff neck or back, you can use it on yourself. If you need to see a chiropractor, it will help you get adjusted more easily. I have only given you some of our success stories, since we have become involved with Qi-Gong. I can ramble on about this, because I am so excited about what it has done for our equine friends and us.

The money, recovery, and the treatment time that the Equitonic has saved us, no matter what the problem, has been incredible. I did not know about the meridian system, and all of the points associated with it. I learned quickly; the Equitonic is very easy to use. With the design, you can cover a wide range on your horse, and you do not need to be precisely on that exact point. We have used many different types of treatment for our horses; this is by far the most effective. I am continually amazed at what it does.

Sincerely,
Shelly Stoneking
Milone Racing Stable
December 30, 2001

Quick Start Guide

When your equine unit arrives it will have some charge available, and for a long lasting battery, only charge when the red light in the center come on. It will take approximately 1.5 hours to charge, and this will give you about 50 hours of use. To keep the device at peak performance we recommend you purchase any new batteries directly from Sound Vitality. They should last for 3 years with proper charging. Other batteries may not meet the quality required by the chip board. Please store the Equitonic away from moisture and dust (as much as possible). Lubricants or lotions will ruin the chip board inside the device.

Sound Vitality extends a 30 day money back guarantee on all of our products. And, a 1 year parts and labor warranty as well. Even if Mr. Ed steps on the device, we will quickly fix it and get it back to you. Our repair department is outrageously efficient and quick! The **TIMER** and **ALARM** most of us don't use. It will run continuously if you do not light up this side of the device. Veterinarians do like to use the timer.

The **PRE RACE** setting will be the one you use the most. It's wonderful for most issues. You will become best friends with the horse you are working on, when you place it for about 1 minute on acupressure points. If you spend 30 to 40 minutes on different points, the horse will experience great benefit and appreciation for your time and attention. We've known some cowgirls that walk out of the barn with the Equitonic device waving in the air and the horses run to get to her first. A great way to get them to come in from the pasture! And always play close attention to your horse while using the Equitonic 9 as they will respond when you touch energy points related to any specific issue. In their way, they will talk to you.

The **ACUTE** setting is for more dire situations. If something is sprained or broken it is time to use Acute. We hope none of you have to use that setting. But if you do, you will be glad you have it. **RESTFUL** is Awesome! It quiets and calms, sometimes instantly. If you have a problem (like my husband) getting your horse to load in the trailer....this will help. Placed in the center of the chest Restful will calm your horse. It's nice to see a nervous horse become calm, sometimes instantly.




Treatment Charts

Common problems are listed on the following pages, along with a chart with suggested treatment points. The best results will occur if you treat your horse using all of the points shown, and repeat these points on the other side of the horse as well.

Most owners have noticed that their horses seem to relax more when they are being treated with the Equitonic. Take your time with the treatment, and notice your horse's reactions. If your horse seems to respond well to a particular treatment, repeat it.

Extremely sore areas should be treated on the 10 minute setting to start, with the device held 1 to 2 inches away from the horse. After a few treatments, the transducer may be placed directly on the animal. The length of treatment time is up to you. Remember, there is no harm if you decide to increase the treatment time. Many of our customers have used these machines on themselves, 24 hours a day, and the only thing that they have reported is that their problems have disappeared faster.

The solid lines shown on each chart are paths that the transducer should be moved along. The common term for this is "sweeping". The transducer should be held at 45 degrees, angled towards the direction in which you are moving it (generally from the head of the horse to the hoof). Sweeping is good for you too! (head, down the arms and legs)



Arthritis -Fore Limbs



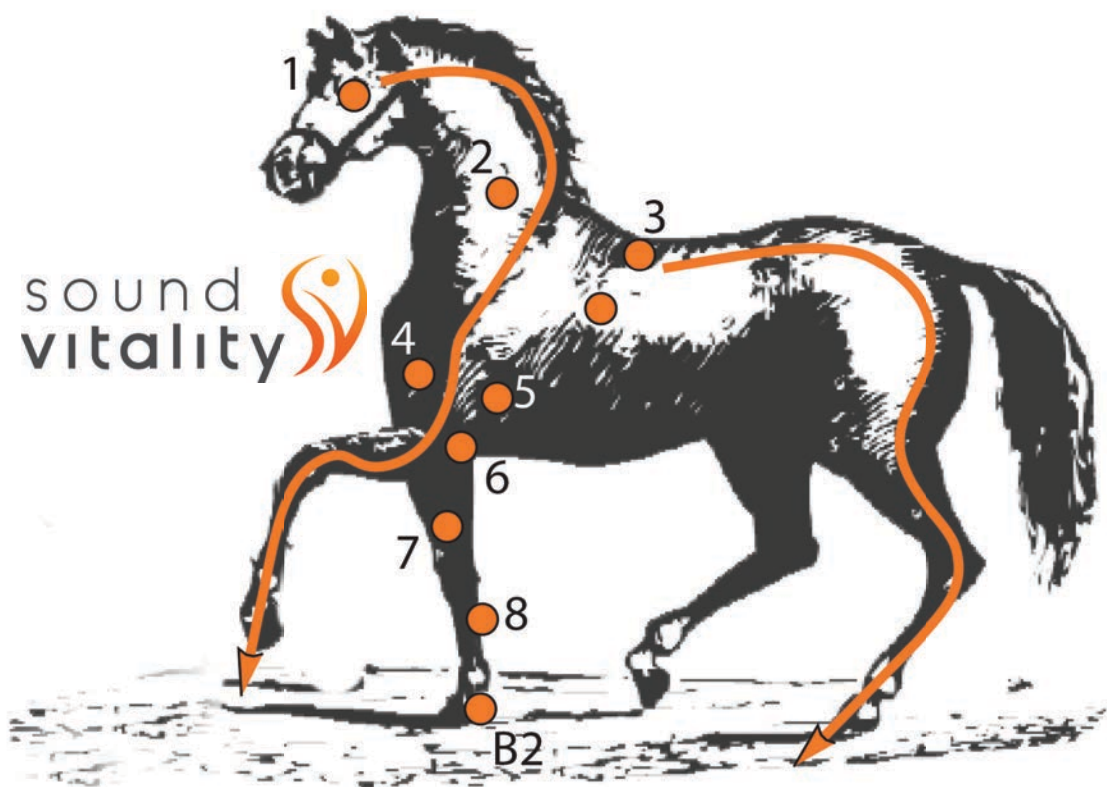
Arthritis - Hind Limbs



Back Soreness



Breathing Problems




Note: Point B2 is for bleeders.

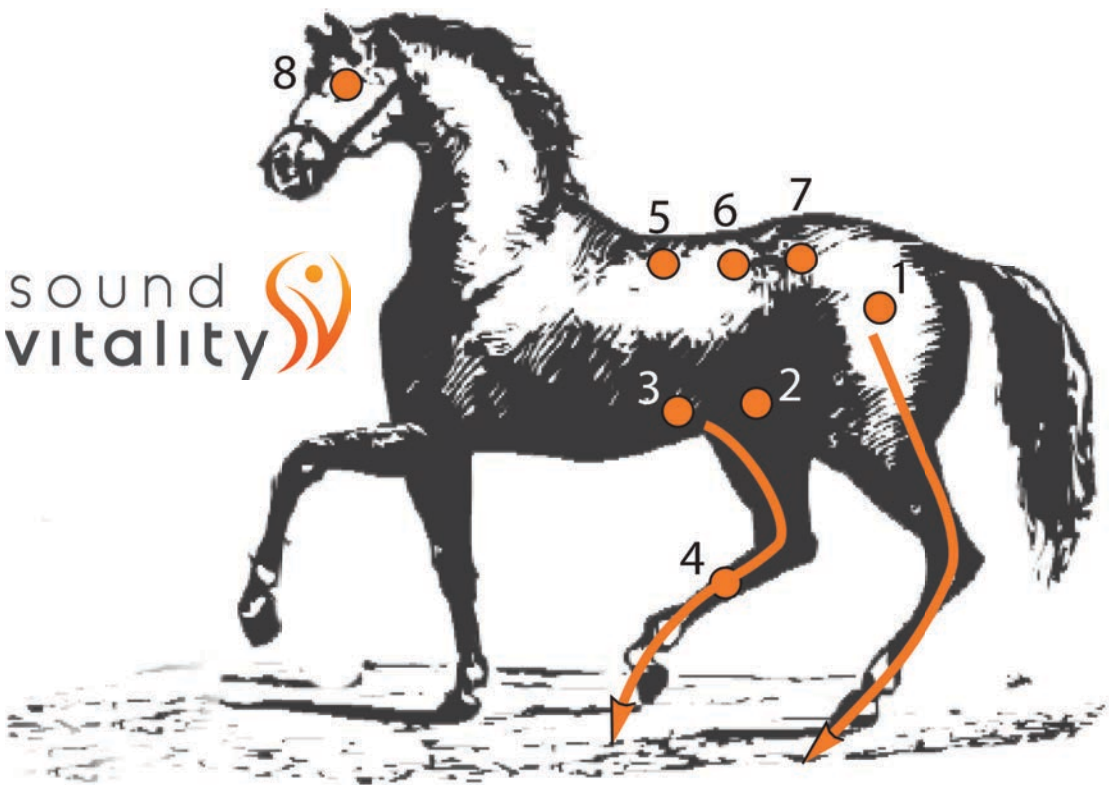
Bronchitis



Colds & Nasal Discharge

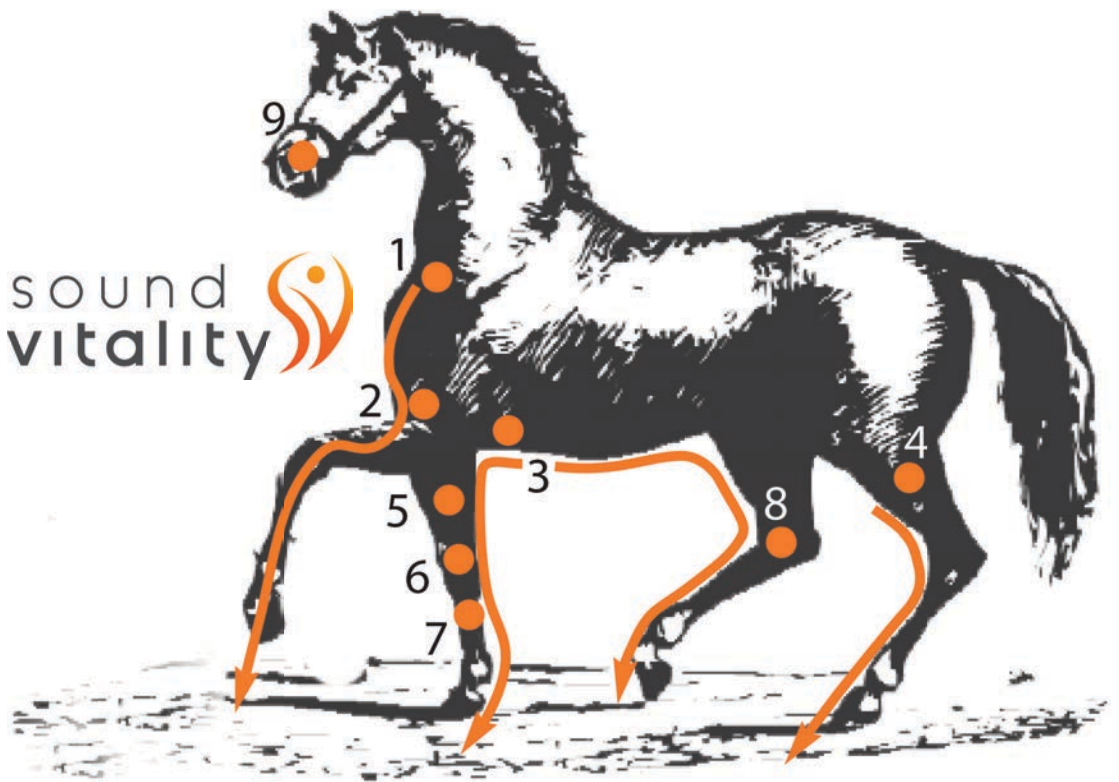


Colic



Note: This can be a serious problem. The trauma and stress that this affliction brings can be reduced by using the Equitonic. Consult a veterinarian if the symptoms indicate medical attention is needed.

Coughs




Heaves



EPM

(Equine Protozoal Myelitis)



Full Body - General Toning



Hyper-Excitability & Stress Reduction



Note: Points 5 & 6 are on the inside of the leg.

Immune System



Note: Also allergies, and hypersensitivity to bug bites.

Increased Stamina & Energy



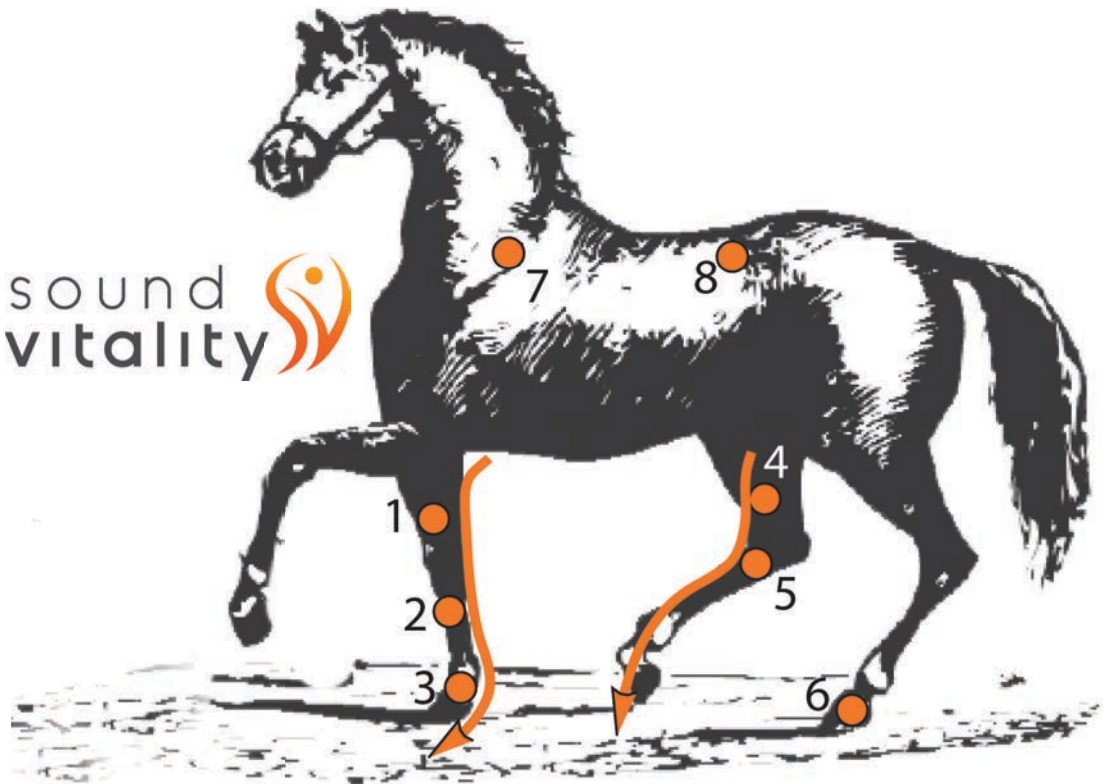
Infertility



sound
vitality

Note: Points 3 and 4 are both in front of,
and behind the umbilicus.

Navicular - Leg Circulation



Note: Lower leg circulation can be helped by treating inside the leg, above and below the knee. Treat the front of the hoof at the coronet band, and also at the heels.

Performance Enhancement



Sore Shoulders



Stifles & Hocks



Stocking Up



Note: Treat point 1 for 10 minutes on both sides,
then above and below the hock and the fetlock.
Sweep 5 times to finish.

Tendons & Ligaments



Tying Up



Note: 10 minutes of sweeping before or after a workout, can be helpful for horses that tend to tie up.

Ulcers



Urinary & Bladder



Equitonic User Reports

"I am a student of Mimi Porter's and I am studying to be an Equine Therapist. I recently received an Equitonic for my birthday. I have used it on some of my equine patients. I took my Equitonic home for Thanksgiving to show my parents. I applied the CHI Machine to everything that was hurt, sore, or irritated. My grandmother suffered a sprain in her left hand - within minutes she said the pain had ceased and she had increased flexibility. My sister had been working all day and her lower back was hurting - she used the Equitonic for about 10 minutes, and she also said her pain was relieved. My father and mother also used it.

The most amazing results, however, were on our 14 year old Miniature Dachsund. For the past two or three months she has had extreme pain in her "armpits." Her activity level had significantly decreased, and she would holler and whine when we picked her up. She willingly allowed me to apply the CHI Machine on her!

High for 10 minutes (5 per leg). She was good to go. She really enjoyed the treatment and now is back to her normal activity level and suffers no pain at all! She even came to me when I pulled the machine out for the second treatment the next day. It has been five days now and my parents say she is still doing great!"

Dana McMasters

"I use this machine on my horses often. Soreness disappears, swelling diminishes, etc. I have a mare who had a throat problem and could not whinny. She didn't whinny for over 5 years. After 3 days of a 10 min. session with the Equitonic - she started whinnying and still is. No further treatment has been necessary."

Kathy Schlehuber, Alpine, CA

"Tendonitis - Horse wouldn't put weight on front leg. Treated front shoulder (Mind) setting 10-15 minutes, eight times per day. Horse was able to walk again. After steroid RX, the horse could run again."

Dr. Cheryl McFarland, Beverly Hills, FL

“A three-year-old thoroughbred filly was found to have a bad ulcer on her epiglottis, which was interfering with her racing ability. She habitually made it worse by displacing it herself out of nervousness. We began using the machine 10 minutes in the morning. We repeated for another 10 minutes about 10 minutes after the first treatment. This continued for 2 weeks; sometimes an afternoon 10-minute treatment was added.

The filly was rescoped 14 days later to find we had an 85% improvement. We continued on for another two weeks, morning treatments only. This was a very unusual case as the only known treatment for this condition is drugs and/or surgery. The filly ran and won her next race after this treatment.”

Gale Patti, Great Neck, NY

“I have owned an Equitonic since July 1988. How I was introduced to it was through my Chiropractor who gave me your newsletter telling how your employees used it on horses as my chiropractor knew I had horses with lameness and muscle problems. I knew I needed to try one and have used it extensively for my horses for their muscle tightness and inflammation in their feet from the chronic laminitis. It has been heaven sent as now I can help them relieve their pain. I’ve treated other friends’ horses with good results. I feel I couldn’t be without it as it serves me in many ways.”

Norma Weyers, Pella, IA

“Fracture of tibial crest with open wound to joint of thoroughbred horse. Told by several vets that horse would never be sound to ride except for trail at a walk. After 8 months and three sets of x-rays no apparent change. Horse was not healing and would never be sound. Use the Infratonic (Mind) for one month, every other day, for fifteen minutes to one half hour. Held transducer directly over fracture.

In only that one month, x-rays taken again. Vet said, “I don’t know what you’re doing, but don’t stop”. The fracture has almost healed and almost all of the arthritis was gone. I truly believe the Infratonic healed my horse. He is not lame at all. And it is all quite amazing. You should see him run and buck and play and never take a sore step. Thank you.”

Lisa Yarchar, Safety Harbor, FL

“This horse was a wonderful jumper. 9 years old and because of his size and ability he had contracted a bone chip just below the left knee. I had watched this horse for a year prior to buying him. He would jump beautifully for a month and then would be off for 2 months. She had the leg x-rayed and was told of the bone chip. This had been going on for a couple of years and would have continued had the owner not taken ill and decided to sell Bailey. He was off when I purchased him. I was ready to have the surgery on the leg when I started the treatments with the CHI. The leg was scanned a month later and the vet felt that the surgery wasn’t needed at that time. That was two years ago, and he hasn’t had an off day since.

UPDATE: 4 days ago, Bailey slipped off a sidewalk coming back from a trail. He tweaked his shoulder and limped a quarter of a mile back to the stables. Thank goodness the Chi machine was in my truck. I worked on him for one hour and then gave him an herbal anti-inflammatory. When I started he was on 3 legs; when I left he was back on all fours. What is really interesting about this whole CHI thing is that it does work. I believe that the reason animals responds so well to it, is that they do not know how not to. They just know that they feel better.

I’ve had people call it Voo Doo and chuckle under their breath. Yet, my horses are fit and happy. The people who have the most to say about my methods have 3 horses off and vet bills climbing. I’ve turned around 2 at the barn and the office and they now have their own machines. They watched and saw what it did for me and my babies. Thank you. You have contributed to my wellbeing. My horses appreciate you too.”

Su Bacon, Monrovia, CA

“9-month-old filly, spooked and hit extensor tendon on left leg over fetlock joint. Within one week tendon showing thickening. Did not respond to wraps or sweats. Treated with Equitonic 20 minutes per day, 5 days per week (Mind) then 10 minutes per day, 5 days per week. Reduction in thickened area on tendon about 80% in 6 weeks. Now about 90% reduction in tendon size. Joint almost look normal. Enlargement of joint areas are faults in conformation. This filly is showing in breeding/sport horse classes where confirmation makes up a large part of her overall score.”

Tammy Opperman, Whitesburg, GA

“Horse, contusion and ligament damage to joints when hoof was caught in high fence after horse reared up. A 10-year-old gelding who had reared up against the fence during the night had been caught in a strenuous biomechanical situation, made worse by twisting the hindquarters around in a half-circle so that the forelimb was twisted awkwardly in a form of horse jujitsu, and was held in that position for hours. Two days after the incident, the Infratonic was applied to the forelimb, which was swollen, torn, hot and tender to touch.

Initially, the horse was skittish about the unusual vibratory sounds from the transducer, which was made one week later. The immediate results of the Infratonic application were reduction in swelling and tenderness, which did not return. As the horse was placed on lead to walk, the hesitancy and limp that had originally been visible was much less apparent. Then, during lunging activities, it was possible to observe the horse self-adjusting to the increased capability of the leg by beginning to place more weight on the leg and by obtaining a more even stride.”

Mary Berry, DC, Richland Hills, TX

“I bought the equitonic about 2 months ago to treat a tendon injury in my weanling filly. She had wacked the extensor tendon at the fetlock joint on her left front leg. The tendon showed some thickening with a lump at the site of injury. She never took a lame step but as a horse showing in breeding classes this would hurt her show record. After 2 months with no sign of diminished swelling, my vet suggested sweat wraps. The wraps only made the filly mad. They did not reduce the size of the thickening. After almost two months of 5 days a week treatments, the thickening is down about 80%.

The filly’s mother has been semi-retired. She is a retired race horse that found a second career in dressage. We have been stuck at first/second level because she has arthritis in her hocks and chronic back pain. This was making her unreliable in the show ring. She was never really lame but just sore. This is the reason she was bred. I have been using the machine on her. Her attitude has changed. She is sounder than she has been in years. She is schooling third level dressage. I hope to get her back into the dressage arena and earn my USDF bronze medal with her.”

Tammy Opperman, Whitesburg, GA

“I treated the shin of a horse that was showing inflammation and a lot of tension. I used the Infratonic (Spirit) for about 45 minutes. After the treatment the inflammation was gone, and the area was much more relaxed. The trainer was impressed with the dramatic results.”

Dudley Wilkerson, Ankeny, IA

“My patient is my 7-year-old expensive Oldenburg Dressage mare, imported and beautiful. She developed ring bone and upward fixation of the patella ligament. We are training for International competition. I tested the machine at Big Animals and desperately want to own the Big Animal product. After using the machine on her 5 times for 45 minutes each treatment, she was on her road to recovery.

It also helped heal arthritis in my hands and back. My mare is being ridden every day; improving every day. She is a Grand Prix horse and I hope to have this machine for her and all the other horses in our barn. It is remarkable. I am an acupuncturist and herbalist. This machine worked miracles on Enta, my mare. This is a powerful healing device. May I have one?”

Tisha Green, Park City, UT

“My horse and I have used the Equitonic consistently for 2 years. Luna, my 8-year-old mare who competes in Endurance with a very heavy competition schedule, has crooked front legs and weak front hooves (a lot of stress to this area). I work as a horseshoer and compete in Endurance with 2 horses; heavy physical demands daily. I treat Luna 3 times a week on acupressure points throughout whole body, sweeping (Body) large muscles.

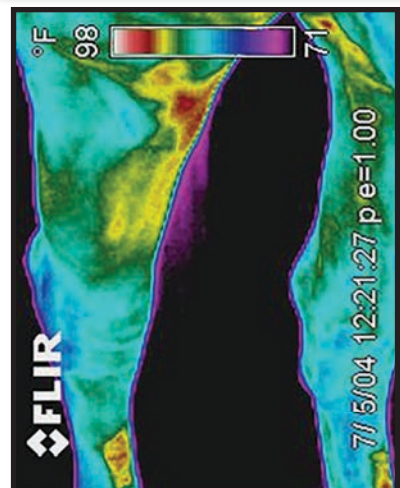
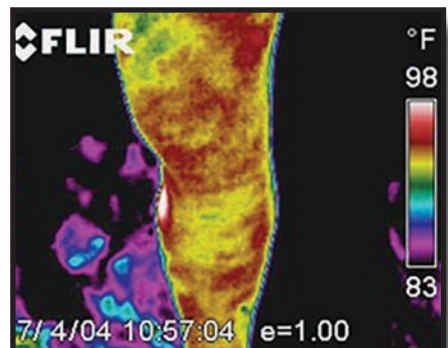
Myself, I treat daily, 2 hours in evening from head to toe (especially lower back and legs. Luna - with rides every 2-3 weeks including multi-days has consistently finished in top 10, winning many rides and in best condition with no pain medication after any rides. I have maintained a grueling physical schedule with only occasional Advil. After every treatment at night, I sleep well and wake refreshed and ready to go.”

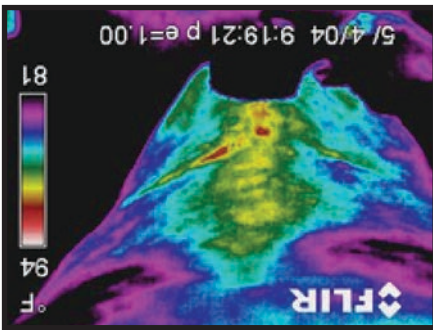
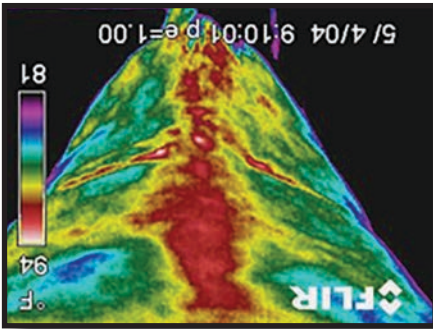
Elfta Hilzman, Ramona, CA

Thermal Imaging

Compliments of Deborah Crane
Equine Sports Therapies, Brooklyn, CT
860-774-8027

This horse was diagnosed with acute lymphangitis in his right hind leg. The image in the bottom left was taken 24-hours after treatment using Infrasond. Significant reduction has been made in the swelling and the amount of heat in the leg. It should be noted that the areas of heat on the front of both cannon bones are artifacts; hair loss.

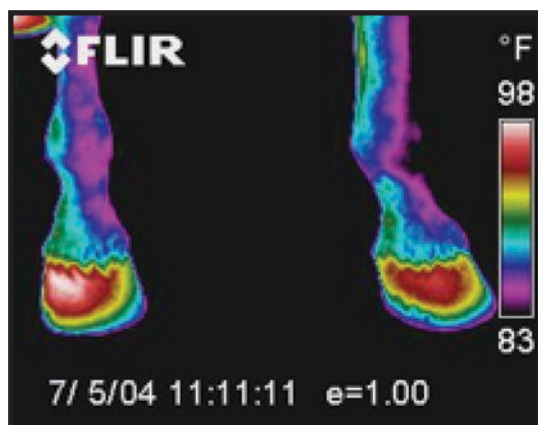




This is a young horse that had injured his back and right shoulder as a result of a fall. The image in top photo was taken after exercise in the field. The bottom image was taken while treating the painful areas with Infrasound. Note the significant reduction of heat throughout the entire area after 9 minutes of treatment.

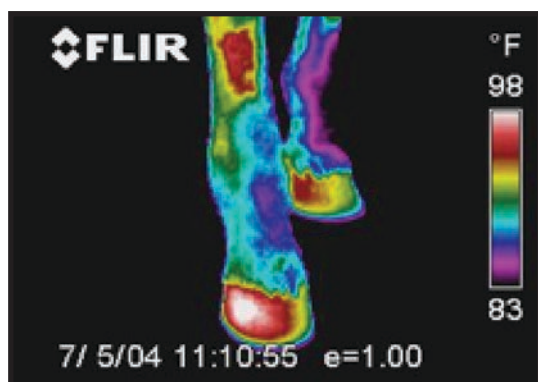
Founder Condition

By 11am on 7/4/04 Tuffy's leg was "full blown" with the lymphangitis. 12 hours later his condition was escalating and he began to founder in all four feet as shown in these images.



The top slide are of his front feet, and the lower slide is of his hind.

I immediately applied the Infrasond to the acupuncture points for founder, pain and circulation.



The bottom slide was taken after an 18 minute treatment illustrates how rapidly the heat was reduced in all four feet.



Compliments of Deborah Crane
Equine Sports Therapies, Brooklyn, CT
860-774-8027

Equine Energy Therapies

Infrasound Treatment Case Study

The following photos that you are about to look at are of a Thoroughbred that was rescued after being half starved to death. Shortly after his rescue, in his weakened state, he fell and cast himself in his stall. By the time his thrashing was heard, he rubbed much of the flesh off the right side of his body, especially his face and along his protruding bones at his shoulder, pelvis, hip and stifle. Fortunately the attending veterinarian was an “out of the box problem solver” and took a holistic approach to treating the gelding. He had suffered structural, muscular and soft tissue damage. The open wounds were extensive and so painful that he would not allow anyone to touch him. Cleaning and dressing his wounds became almost impossible.

In an attempt to provide him with some form of pain relief, a Reiki Master was called in to work on the gelding. Unfortunately, within minutes it became clear that he was not going to allow the master to touch him. Pain medication was mixed into the gelding’s food with the hopes that he’d eat enough of it to help. After several weeks of proper nutrition, he began to gain some physical strength. As he gained his strength it became apparent that the accident had impaired his walking. A chiropractor was contacted to adjust the gelding’s numerous misalignments. With sores that were swollen and draining, once again he refused to be touched.

Four to five weeks had already gone by the time the chiropractor had been called in for his help. When he was unsuccessful at helping, the chiropractor told the veterinarian about the Infrasound therapy that I did. He was familiar with the dramatic results that I was getting with this therapy. More importantly, he knew that I didn’t have to touch the gelding in order to be effective. The veterinarian was open to the treatment and asked me to give it a try.

When I first arrived, the gelding was still seriously underweight, unable to walk without difficulty and extremely cautious of my presence in his stall. It was clear that he was afraid that I was going to try to touch him. The extent of his wounds was horrifying. I could only imagine the pain this animal had endured and what he must have looked like after his accident. The wounds had thick hardened scabs, in some areas ½ inch thick, with puss draining out from along any edges that had pulled away from the skin.

The veterinarian felt that the hair follicles had been so severely damaged that the likelihood of hair regrowth was non-existent. The owner, skeptical of his recovery and ready to have him euthanized, agreed to allow me to treat him, but only twice a week for a three week period. Everyone involved in his care questioned as to whether I could make any impact on the gelding's condition.

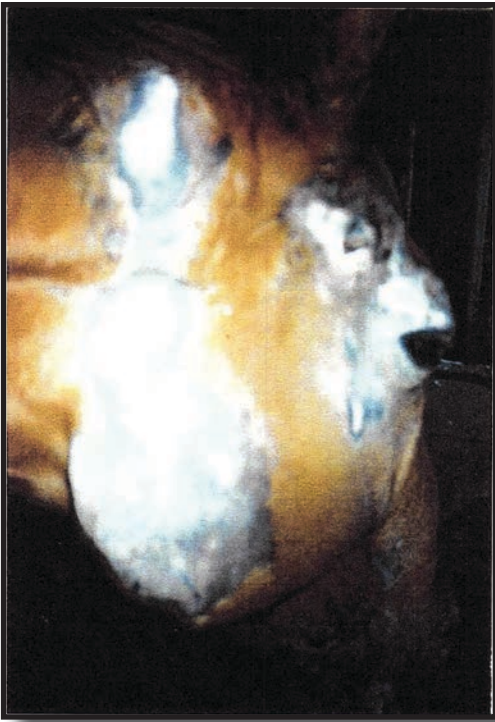
I knew that the treatment that I offered was cutting edge and not familiar to people on the east coast. Relieved that the veterinarian was open-minded and able to convince the owner to allow me a chance, I formally introduced myself to the gelding.

When I turned the machine on and began sweeping his body with the energy waves emitted from the transducer head, he stood rigid at first, afraid to move. But, within a few minutes, he began to watch what I was doing with a softened eye, no longer afraid that what I was doing was going to hurt him. By the time I was five minutes into our session he was standing in a relaxed stance, licking and chewing.

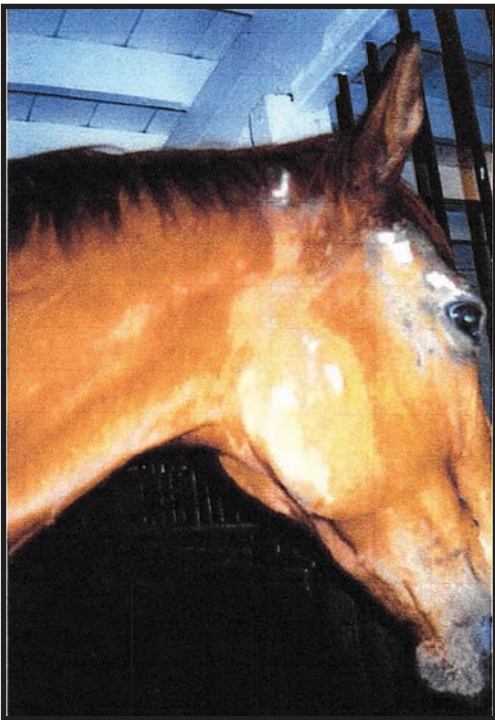
Although the gelding knew that what I was doing was making him feel better, he was still concerned about being touched. For the entire first week of treatments, I was unable to physically touch his body. I held the transducer several inches away from his body during treatments, sweeping the body and pointing the head directly at open wounds.

Since the owner had restricted my treatments to only two a week, I decided to mount the transducer onto the grate of his stall. This would allow him to benefit from the healing sound waves 24 hours a day between actual treatment sessions. By the end of the third treatment he was allowing me to actually touch his body and place the head of the machine on his sores. When I would arrive early in the morning to give him a treatment, I would find him asleep, standing with his body positioned against the transducer on an area where he apparently felt he needed the most relief.

The photos that follow speak for themselves. The healing progress that the gelding experienced as a result of the Infrasound treatments was nothing short of a miracle. Had I been allowed to administer the Infrasound treatments on a more frequent basis, I am certain that his recovery would have been faster and more complete.




The facial photo to the left is how the gelding looked when we were introduced, 4-5 weeks after the initial injury. Much of his skin had been scraped raw and much of the hair removed. Where there were open wounds, scabs were struting to form. In other areas, the skin had turned to a hard leathery consistency and in other areas, scar tissue had already formed.




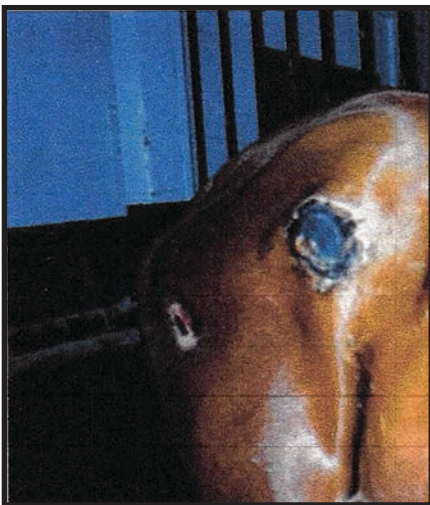
The photo to the left was taken after he had been given six (6) Infrasound treatments that were administered over a three week period. As you can see, the facial hair had started to re-grow in most areas as chestnut and his scarring was minimal. The skin was soft and subtle to the touch.

The top right photo showing the gelding standing was also taken at the onset of treatments.



The bottom left photo showing the hip and pelvic wounds was taken after two treatments. The scab on the iliac wing is actually almost $\frac{3}{4}$ of an inch thick. There was still considerable drainage after two treatments however the drainage was no longer greenish-yellow in color. By the end of the fourth treatment, the drainage had stopped.

The bottom right photo was taken at the end of the six (6) treatments. Again, you can see new hair growth in chestnut (in the hip location) with minimal scarring. The large scab that was almost $\frac{3}{4}$ of an inch thick has reduced both in size and thickness and new hair growth in chestnut is visible.



Compliments of Deborah Crane
Equine Sports Therapies, Brooklyn, CT
860-774-8027



Discover why the winners use sound science.

"The Equitonic 9 is always in my bag, (as well as beside my bed!). From placing it on the sternum (at the girth), for either pain relief or to ground

Remarkable sound therapy supported by controlled equine research.

the horse, to stimulation acupuncture points to relax the whole hind quarters. Another favorite application is stimulating the stomach alarm point to increase gut motility. Hanging a Equitonic 9 in a horses stall to calm and help settle them, or to help them deal with transition. So many safe and wonderful uses!"

**—Dianne Volz,
Equine Therapy 502 Inc.
(pictured)**

- Reducing inflammation
- Accelerating recovery time
- Heightened athletic performance
- Increases Hyaluronic Acid production
- Promotes good health and well-being
- Affordable and easy to use
- Calms and settles excitable animals
- 100% Safe for horse and humans
- USFDA cleared device